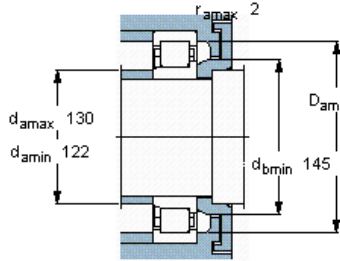
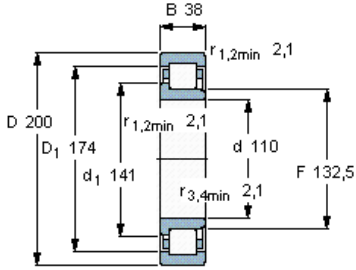


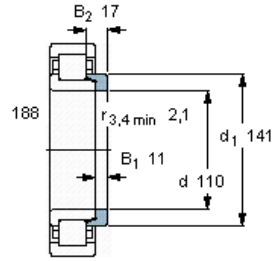
Cylindrical roller bearings, single row

Principal dimensions			Basic load ratings		Designation	Angle ring
d	D	B	dynamic C	static C0	<b>* SKF Explorer bearing</b>	Designation
mm			kN		-	-
<b>110</b>	200	38	335	365	NJ 222 ECP *	HJ 222 EC



**Calculation factors**

$k_r$  0,15  
 $e$  0,2  $Y$  0,6



HJ 222 EC

Mass kg 0,6